

# CARA TOP UP DEPOSIT

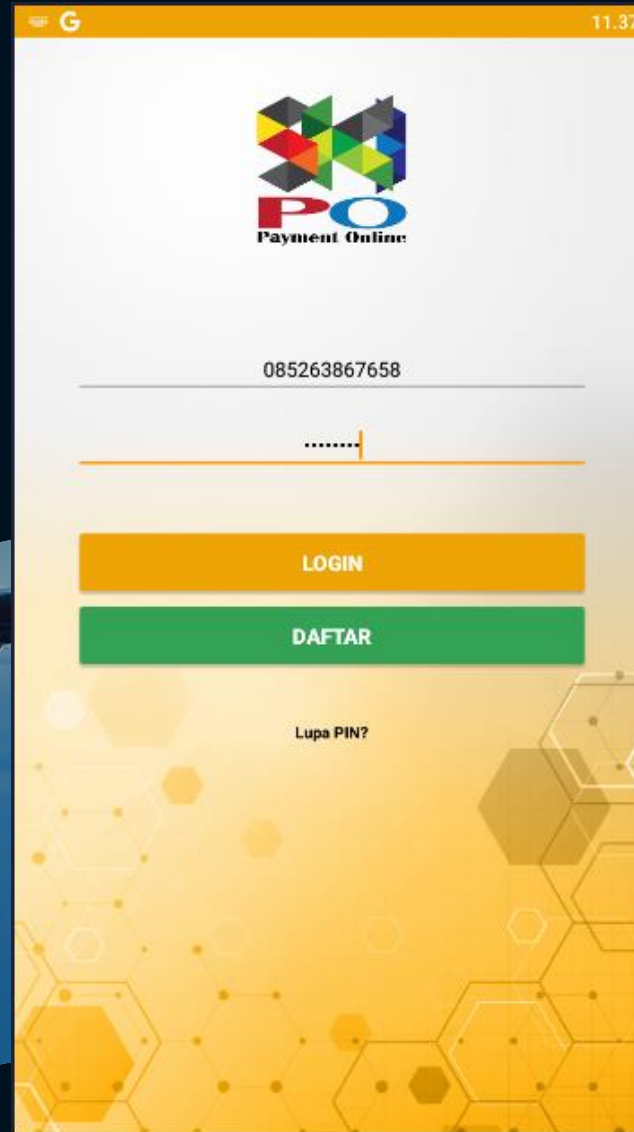
Download skipo.id di Playstore

Februari  
2019



# Buka skipo.id

- ❑ Login skipo.id dengan menggunakan user dan password
- ❑ Klik login



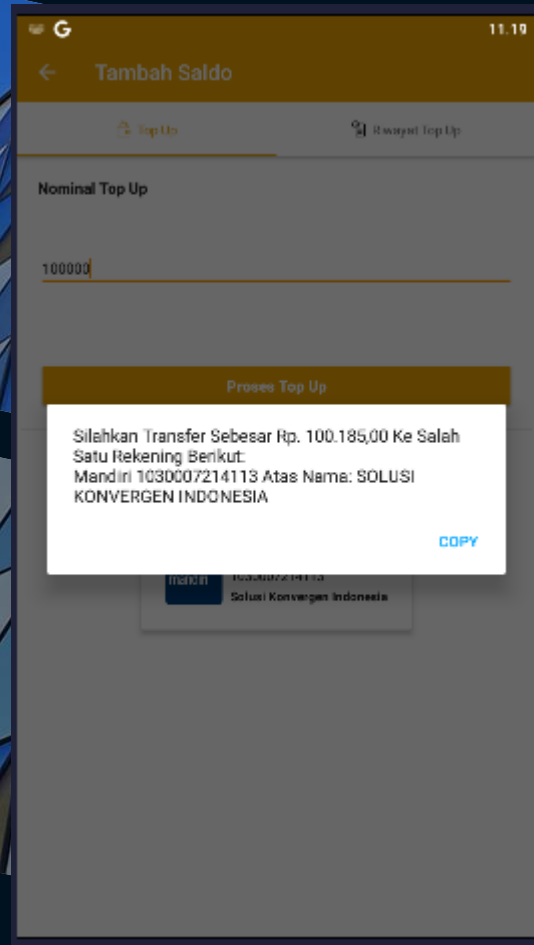
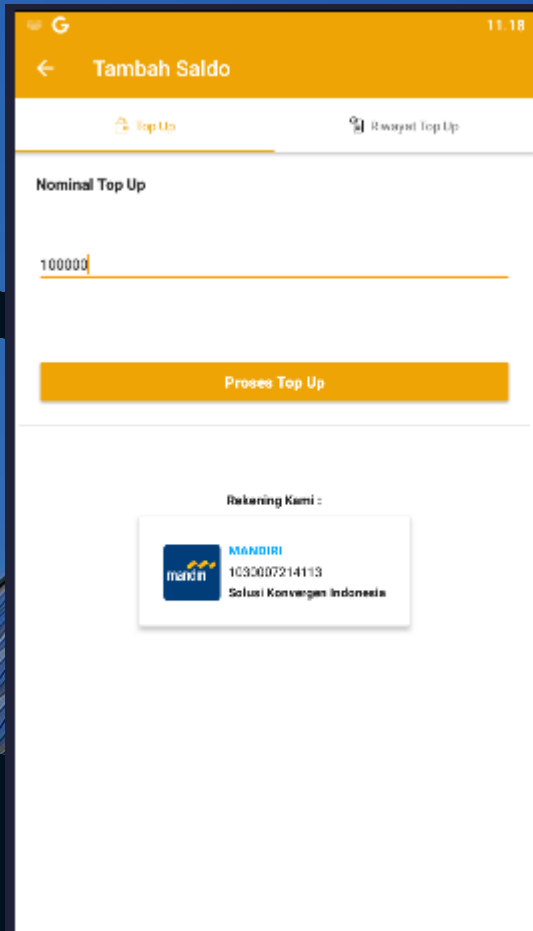
The screenshot shows the login interface of skipo.id. At the top, there is a status bar with a signal strength icon, the letter 'G', and the time '11.37'. Below this is the skipo.id logo, which consists of a colorful geometric design above the letters 'PO' and the text 'Payment Online'. The main form area has a white background with a yellow border. It contains two input fields: the first is for the phone number, with '085263867658' entered; the second is for the password, with '.....' entered. Below the input fields are two buttons: a yellow 'LOGIN' button and a green 'DAFTAR' button. At the bottom of the form, there is a link that says 'Lupa PIN?'. The background of the app is a yellow gradient with a pattern of hexagons and dots.

# Tampilan awal skipo.id

Klik Topup, untuk mengisi saldo di akun anda



# Topup saldo Skipo.id



- Masukkan nominal saldo yang akan di top up.
- Kemudian, klik Proses Top up
- Lakukan transfer sesuai dengan nominal dan transfer ke Rek. Mandiri a/n Solusi Konvergen Indonesia.

# Cont. (Lanjutan)

- Klik riwayat top up.
- Tampilan tersebut, ada batas waktu transfer.
- Jika sudah lewat dari batas transfer, diabaikan saja
- Jika, masih ingin top up, lakukan top up sekali lagi. Seperti contoh di atas.
- Setelah transfer berhasil, mohon ditunggu 1-3 menit.
- Saldo akan otomatis bertambah.

