

LUPA PIN

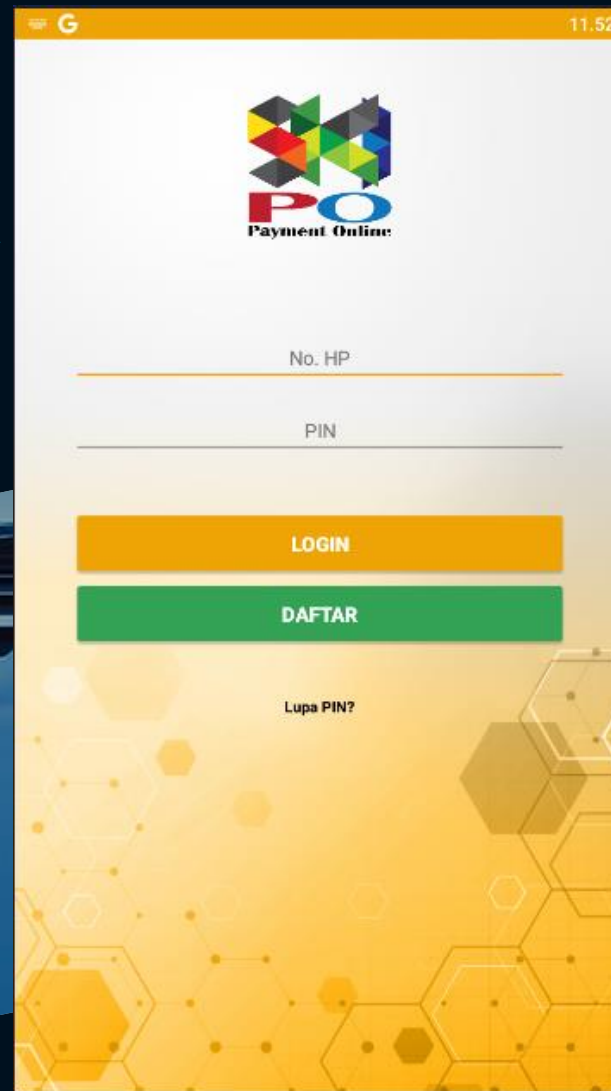


Download skipo.id di Playstore

Februari
2019

Buka skipo.id

- ❑ Buka aplikasi skipo.id
- ❑ Masukkan no.hp
- ❑ Klik lupa pin



11.52

PO
Payment Online

No. HP

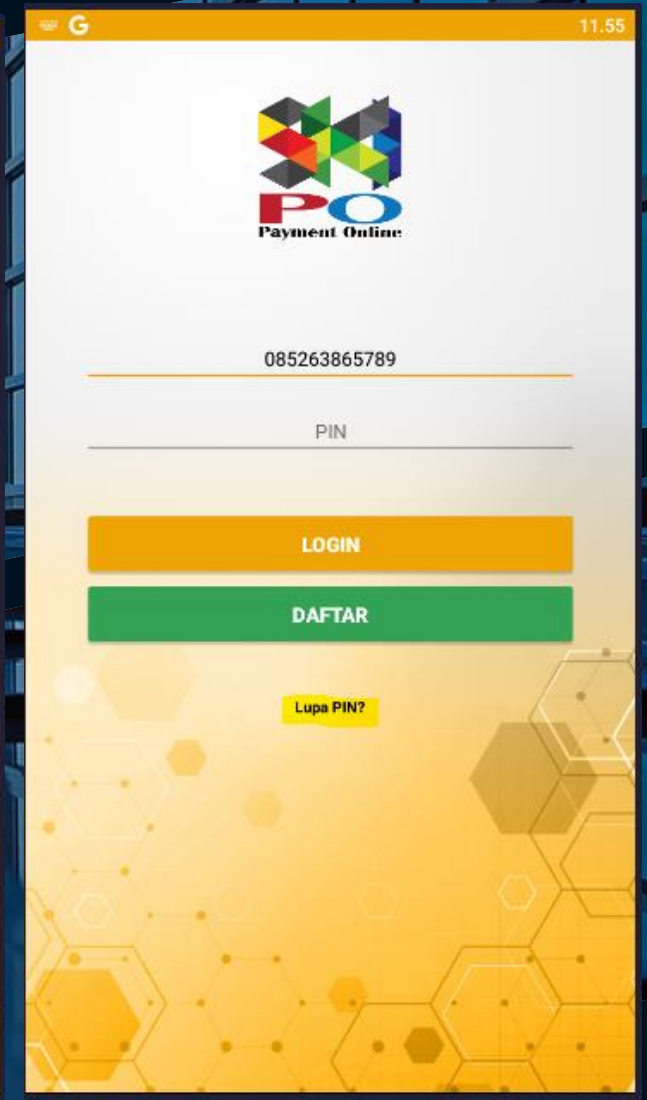
PIN

LOGIN

DAFTAR

Lupa PIN?

Detailed description: This is a screenshot of the skipo.id login interface. At the top, there is a status bar with a signal strength icon, a 'G' icon, and the time '11.52'. Below the status bar is the skipo logo, which consists of a colorful geometric pattern above the letters 'PO' and the text 'Payment Online'. There are two input fields: 'No. HP' and 'PIN'. Below the input fields are two buttons: a yellow 'LOGIN' button and a green 'DAFTAR' button. At the bottom, there is a link labeled 'Lupa PIN?'.



11.55

PO
Payment Online

085263865789

PIN

LOGIN

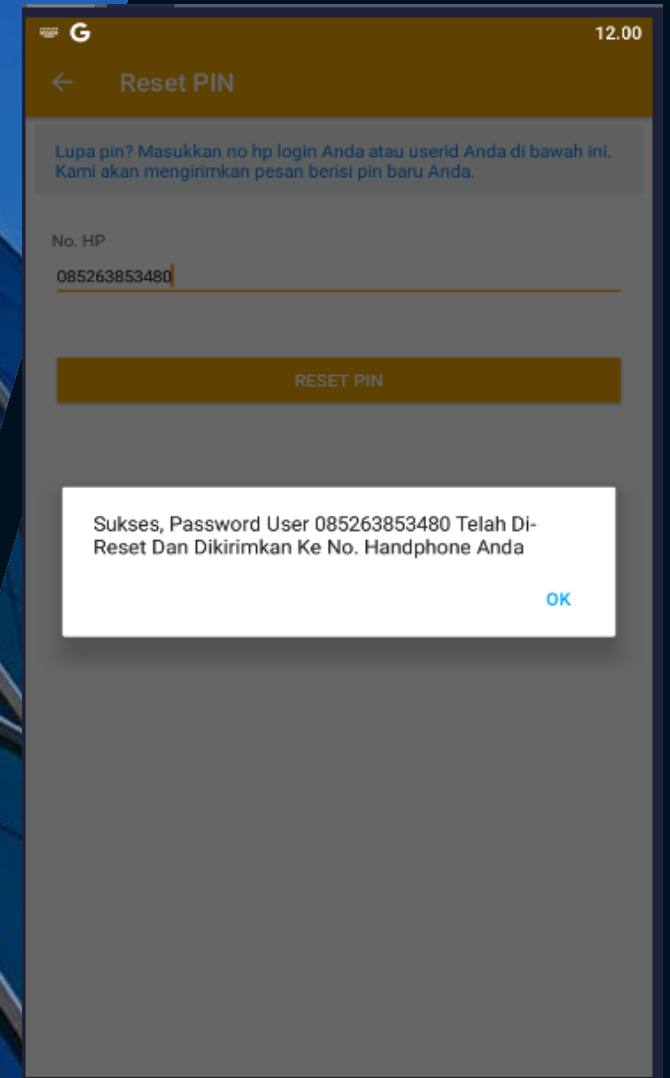
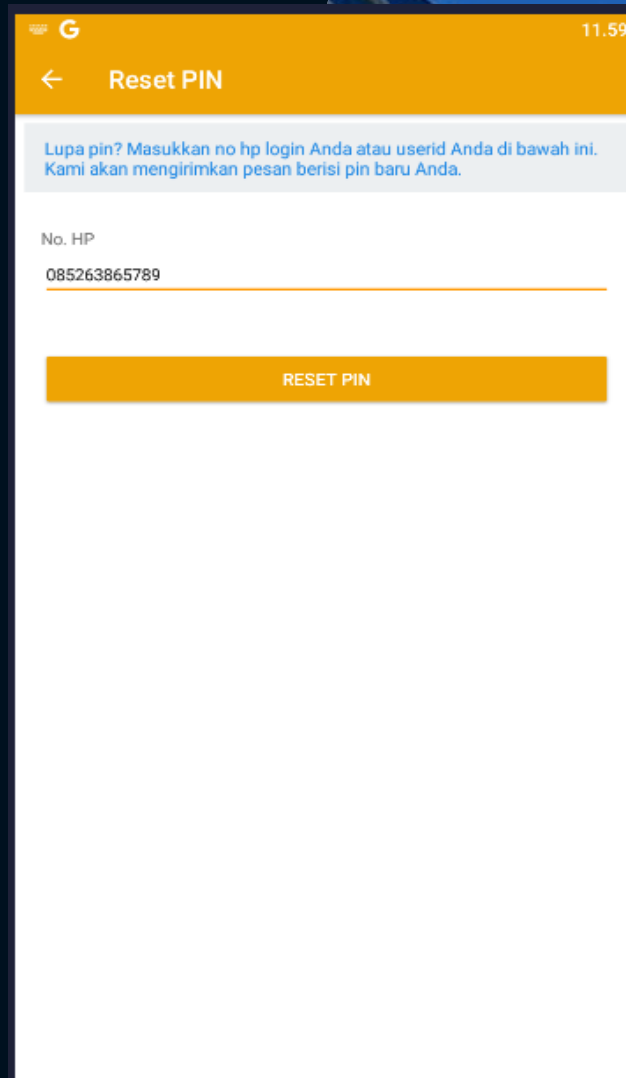
DAFTAR

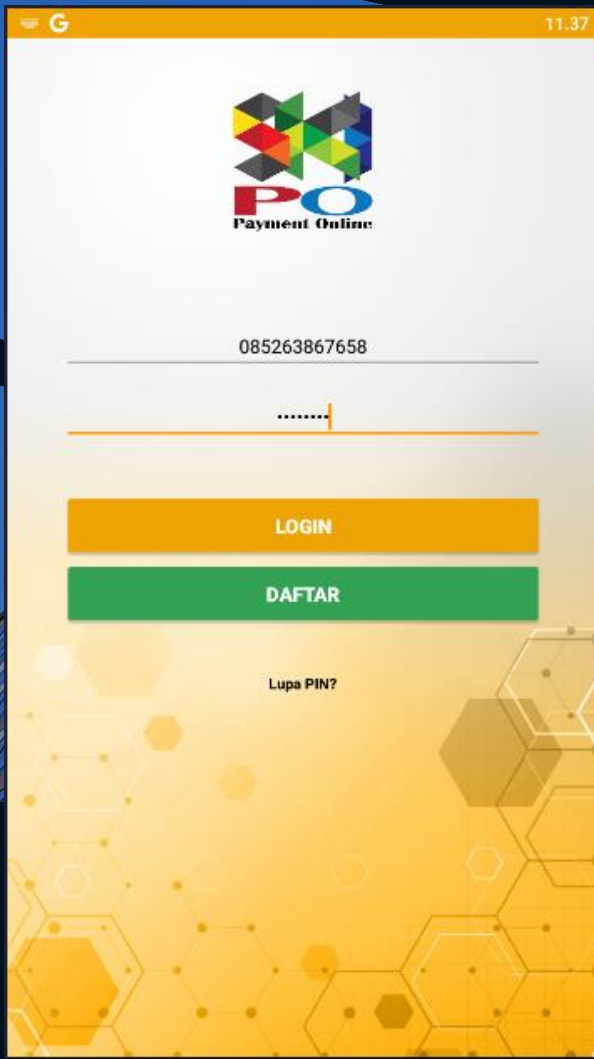
Lupa PIN?

Detailed description: This is a second screenshot of the skipo.id login interface, showing the same elements as the first screenshot but with the 'Lupa PIN?' link highlighted in yellow. The status bar at the top shows the time '11.55'. The 'No. HP' field now contains the number '085263865789'. The 'Lupa PIN?' link is highlighted in yellow, indicating it has been clicked.

Cont. (Lanjutan)

- ❑ Reset PIN
- ❑ Masukkan No. HP
- ❑ Klik reset PIN





TemanJalan
Skipo.id:
Gunakan
Password
Pilihan Kembali

TemanJalan
933832 Untuk
Masuk Ke Sistem
Kami. Jika Anda
Pilihan Kembali

Con. (Lanjutan)

Login Ulang skipo.id

- Login ulang dengan password yang dikirim lewat sms.
- Kemudian ubah password di menu profil -> ubah pin